


MID PEICE



**INSTRUCTIONS:**  
CUT OUT THE PEICES WITH  
SCISSORS. THERE ARE ALSO  
SLOTS IN EACH PEICE TO CUT  
AS WELL SO THAT THEY CAN  
ALL SLOT TOGETHER.  
PRINT ON A4 CARD STOCK

BACK  
PEICE




**TOP VIEW:  
HOW TO BUILD**


BASE



FRONT  
PEICE



MID  
PEICE



BACK  
PEICE



FRONT  
PEICE



Collect  
them all!

BASE



**JERRY GIN PAPERCRAFT**