

# BARRY BEER LGBTQ+ COCKTAIL RECIPES



# **Barry Beer & LGBTQ+ Cocktail**

## **Recipes (a trading card bonus book)**



Interior Illustration plus design, Copyright © 1994 by Tony Newton

Cover by Daniel Johnson

The Barry Beer & the Beer Buddies characters are Copyright 1994 Tony Newton, GHOTI Inc – no parts may be reproduced without the express permission of the author/ artist.

Contact: [tnewton6969@gmail.com](mailto:tnewton6969@gmail.com)

Website: <http://tonynewton70.wix.com/home>

This is a work of fiction and parody. Names, characters, businesses, places, events and incidents are either the products of the author's imagination or used in a fictitious manner. Any resemblance to actual persons, living or dead, or actual events is purely coincidental. All characters are in no way associated with the Mr. Men franchise, nor are the stories and should be viewed as parody under fair use.



This is the recipes for the LGBTQ+ drink characters in this little Barry Beer 'Trumps" card set. Most of the regular characters are straight drinks & may not require a recipe – those that do are included below. Enjoy.





**MARTIN MARTINI:** Ingredients: 1/2 oz (1 part) Dry vermouth, 3 oz (6 parts) Gin

Preparation: Straight: Pour all ingredients into mixing glass with ice cubes. Stir well. Strain in chilled martini cocktail glass. Squeeze oil from lemon peel onto the drink, or garnish with olive.

Served: Straight (or on the rocks)

Standard garnish: Lemon twist, Olive



**CANDICE CAIPIRINHA:** Ingredients: 1 2/3 oz Cachaça, 2 Teaspoons brown sugar, Half a lime cut into 4 wedges

Preparation: Place lime and sugar into old fashioned glass and muddle (mash the two ingredients together using a muddler or a wooden spoon). Fill the glass with crushed ice and add the Cachaça.

Served: On the rocks; poured over ice. Standard garnish: Lime, Sugar cane



**HARRY HIGHBALL:** Ingredients: 1 oz. grenadine, 1 c. crushed ice, 4 oz. Hy-Vee 100% no-sugar-added pineapple juice, chilled, 2 oz. coconut-flavored rum, 1 oz. water, 1/2 oz. blue curacao, Orange slice, for garnish

Preparation: Add grenadine to a 12-oz. hurricane glass. Fill glass with ice. Combine pineapple juice and coconut rum in a glass measuring cup; slowly pour mixture over ice in glass. Combine water and blue curacao and slowly pour over pineapple-rum layer. Garnish with an orange slice, if desired.



**CLARICE COCKTAIL:** Ingredients: 1 oz (1 part) Crème de cacao (white), 1 oz (1 part) Crème de menthe (green), 1 oz (1 part) Fresh cream en

Preparation: Pour ingredients into a cocktail shaker with ice. Shake briskly and then strain into a chilled cocktail glass.

Served: Straight up; without ice.



**FRANKENSTEIN ADULT PUMPKIN SPICE LATTE:** Ingredients:

½ pint pumpkin ale

1 shot Patron Cafe XO

Directions: Fill a highball glass with ½ pint of pumpkin ale. Drop the shot of Patron into the highball glass and enjoy immediately.



**DR. BOOZE, 12<sup>th</sup> INCARNATION:** Ingredients: 1 ½ shots of blended scotch whisky, 5/12 shot of Drambuie liqueur, 2/3 shot of Strucchi dry vermouth, ¼ shot of chilled water (omit if on ice).

Preparation: Simply stir all ingredients with ice & strain into glass. Garnish with lemon zest twist.





**SUPER-BEER:** What you'll need:

Vodka, Tequila, Rum, Gin, Blue Curacao liqueur, Sweet and sour mix, Cranberry Kriek beer, 7-Up, A lemon, a cherry

Pour a one part of each item except the 7-Up, but use two parts of the sweet and sour mix, into a chilled glass filled with ice cubes. Pour two parts 7-Up over the whole thing. Add a floater of the cranberry Kriek and garnish with a lemon wedge

and a cherry.



**DARK RUM:** Ingredients: Spiced rum: 1.5 oz(45ml), Cola: 3 oz(90ml), Bailey's: 0.5 oz(15ml), Jägermeister: 0.5 oz(15ml), Butterscotch schnapps: 0.5 oz(15ml)

Preparation: Pour the spiced rum into a large glass. Add the cola to the glass. In a separate shot glass, combine the Bailey's, Jägermeister, and Butterscotch Schnapps. Drop the shot glass into the spiced rum and cola.



**AMAZON CHAMPERS:** What you'll need:

Three-O Berry Vodka, Cranberry juice, Grenadine, Blue Curacao, A lemon

Mix three parts berry vodka, one part cranberry juice, and a shot of grenadine in a shaker and add to the glass of your choosing. Pour Blue Curacao down the side so it settles on the bottom and garnish with a lasso-cut bit of lemon peel.



### CLOWN PRINCE: Ingredients

Equal part Grape juice, Equal part Bubble gum vodka, Sugar, Green food coloring, Blood Orange wheel

Directions: Mix Sugar with Green Food Coloring. Rim the glass with Simple Syrup/Water then rotate the top of Martini Glass in sugar. Add equal parts Bubble Gum Vodka and Grape Juice then Garnish with a blood orange.



CAPTAIN COCKTAIL: Ingredients: 1 ½ oz Peach Vodka, ½ oz Blue Curacao, 3 ½ oz Sprite, ½ oz Cherry Grenadine, 2 oz coconut cream

Instructions: Combine peach vodka, blue curacao, and sprite in a glass with ice. Stir to chill and combine. Add your grenadine, allow to float to the bottom. Top with coconut cream.



IRON-TINI: Ingredients: Ice Cubes

½ Part Apricot Brandy

½ Part Absolut Vodka

1 Part Rye Whiskey

How to make a Iron-tini: Fill a mixing glass with ice cubes. Add all ingredients. Stir and strain into a martini glass.



**BLADE RUNNER:** What you'll need: Vodka, Grenadine, an energy drink, A lemon

Grab a martini glass and mix in one part of the vodka of your choice, one part grenadine and a shot of energy drink. Put the lemon in the freezer beforehand to make it easier to work with, slice into a lightning bolt, and affix to the side of the glass.



**DR. DOOM TINI:** Ingredients: 1 1/2 oz. Genius Navy Strength Gin, 1/2 oz. Jagermeister, 1 oz. Melon Liqueur, 3 Drops Horror Infused Fiendishly Tropical Bitters, Top with Sprite

Preparation: Build into a lowball glass over ice and top with the Sprite. Give it a quick stir and serve.



**WINE DRAGON:** Ingredients: 60mL Vok Cherry Brandy, 60mL 23rd St Distillery Signature Gin, 30mL Cawsey's Grenadine, 120mL Lemonade

Method: Place all ingredients into a jug. Top with ice and stir. Garnish with orange.





**GREAT CTHULHU:** Ingredients: 4 ounces of ginger beer, 2 ounces of dark rum, lime wedge

Preparation: Combine the ginger beer & rum in a glass, serve with ice, garnish with lime wedge & rubber tentacles.



**SANTA EGG-NOG:** Ingredients: 1 ounce brandy, 1 1/4 ounces milk, 1/2 ounce simple syrup, 1 large egg yolk, Grated nutmeg, or cinnamon, for garnish,

Preparation: In a cocktail shaker, combine the brandy, milk, simple syrup, and egg yolk. Dry shake without ice. Add eggnog ingredients to cocktail shaker. Fill the shaker with ice, then shake vigorously for about 30 seconds to ensure the egg yolk is fully incorporated. Add ice and shake until well mixed. Strain into an old-fashioned or cocktail glass. Strain eggnog into cocktail glass. Add a dash of grated nutmeg or cinnamon as a garnish. Serve and enjoy.



**PINK MAN (GAY):** Ingredients: Raspberry vodka 1 oz, Kinky pink liqueur 1 oz, Strawberry lemonade 3 oz, Lemon, Sugar, Ice

Preparation: Rim the edge of your glass using pink sugar. Set aside. In a shaking glass with ice, combine raspberry vodka, kinky pink liqueur, and strawberry lemonade. Shake well. Strain mix into rimmed glass over ice and top with lemon lime soda. Garnish with a lime wheel



**LOVE BELOW (LESBIAN):** Ingredients: Coconut vodka, 1.5 oz Cream of coconut, 0.5 oz Pineapple juice, 2 oz Lime juice, 0.5 oz Strawberries

Preparation: Add ice to shaking glass. Pour over coconut vodka, cream of coconut, pineapple juice, and lime juice. Shake well. Strain into ice-filled glass. Garnish with strawberry slices



**MENAGE-A-TROIS (BI-SEXUAL):** Ingredients: Hpnotiq 1 oz, Peach schnapps 0.5 oz, Viniq 1.5 oz, Blue raspberry vodka 1 oz, Lemon lime soda 3 oz, Lemon, Raspberries

Preparation: Build a glass with crushed ice, raspberries, and lemon slices. Pour in Hpnotiq, peach schnapps. In a separate glass, combine viniq, blue raspberry vodka, and lemon lime soda. Pour the mix into the glass. Garnish with a lemon

wheel.



**LETTERS TO PARIS (ASEXUAL):** Ingredients: Gin 1.5 oz, Orange liqueur infused with thyme 0.75 oz, Lemon juice 0.75 oz, Simple syrup 0.75 oz, Blood orange concentrate 0.5 oz, Lavender bitters 2 dashes, Red wine, Orange, Cinnamon, Orange

Preparation: Warm up red wine in a pot. Combine gin, orange liqueur, lemon juice, simple syrup, and blood orange concentrate in a shaker with ice.

Shake well. Dress your serving glass by expressing and dropping in orange peels, cinnamon sticks, and lavender bitters. Strain the mix over. Top with hot red wine and drop in slice of blood orange. Garnish with flowers





### TASTE THE RAINBOW (PANSEXUAL):

Ingredients: Grenadine 1 oz, Peach schnapps 5 oz, Pineapple juice 1.5 oz, Vodka 1 oz, Blue curaçao 0.5 oz, Orange

Preparation: Pour some Grenadine into the base of a glass and slowly spoon in some ice cubes. Set aside. In a shaking glass with ice, combine peach schnapps and pineapple juice. Shake well. Slowly pour over grenadine, filling almost to the top. In a separate shaking glass with ice, combine vodka and blue curaçao. Shake well and carefully layer on top. Garnish with an orange slice and a cherry



### MILKY WAY MARTINI (NON-BINARY):

Ingredients: 1 ½ cups ice cubes, ¼ cup cold water, 2 fluid ounces vanilla-flavored vodka, 2 fluid ounces white creme de cacao, 2 fluid ounces Irish cream liqueur, 1 tablespoon chocolate syrup

Directions: Chill a martini glass by filling it with 1/2 cup of ice and cold water. Place 1 cup of ice cubes into a cocktail shaker. Pour vanilla-flavored vodka, white creme de cacao, and Irish cream liqueur over ice; cover and shake vigorously. Dump ice and water from the martini glass and drizzle the inside of the glass with chocolate syrup. Strain cocktail into the glass to serve.



### ADULT UNICORN FREAKSHAKE

(TRANSEXUAL): Ingredients: Strawberry vodka 1 oz, White chocolate, chocolate liqueur 1 oz, Milk 1 splash, Ice, Whipped cream

Preparation: Rim edge of glass with frosting and sprinkles, set aside. In a blender combine ice cream, milk, strawberry vodka and white chocolate liqueur. Combine until smooth. Pour mix into garnished glass. Top with whipped cream and garnishes galore!



**DRAG QUEEN (DRAG):** Ingredients: 1 1/2 oz of Orange Juice, 4 oz of 7-up soda (or Sprite), 1 oz of Vodka, 3 dash of cherry juice

Put ice in the glass, then add the vodka first, then the 7-up, then the orange juice, and then the cherry juice. Top with a cherry and an orange slice or leave it plain.



**BDSM (BDSM):** Ingredients: Dark cacao liqueur 0.5 oz, Maraschino liqueur 0.5 oz, Whipped cream, Red maraschino cherry

Preparation: Pour 0.5 oz of dark cacao liqueur into a shot glass. Use a bar spoon to layer on 0.5 oz of Maraschino liqueur. Layer on carefully a mount of whipped cream. Garnish with a Maraschino cherry



**KINKY ROCKSTAR (LEATHER FETISH):**  
Ingredients: Vodka 1 oz, Lemon lime soda 0.5 oz, Kinky blue/ kinky pink 1 oz, Candy

Preparation: Fill two glasses with vodka and add lemon lime soda. Add Kinky pink to one glass. Add Kinky blue to the other glass. Top each glass with rock candy accordingly.



BARRY BEER  
LGBTQ+  
STRAIGHT ALLY



# BARRY BEER LGBTQ+ ASEXUAL





# BARRY BEER

## LGBTQ+

## BDSM



# BARRY BEER LGBTQ+ BISEXUAL





# BARRY BEER LGBTQ+ DRAG QUEEN



# BARRY BEER

## LGBTQ+

### GAY



# BARRY BEER LGBTQ+ LEATHER





# BARRY BEER

## LGBTQ+

## LESBIAN



# BARRY BEER LGBTQ+ NON-BINARY



# BARRY BEER LGBTQ+ PANSEXUAL






# BARRY BEER LGBTQ+ TRANSEXUAL



**I'm not an  
alcoholic...  
alcoholics  
go to meetings...**



**I'm a  
drunk,  
we go to  
parties!**

**I'm on the gin  
& tonic diet...**

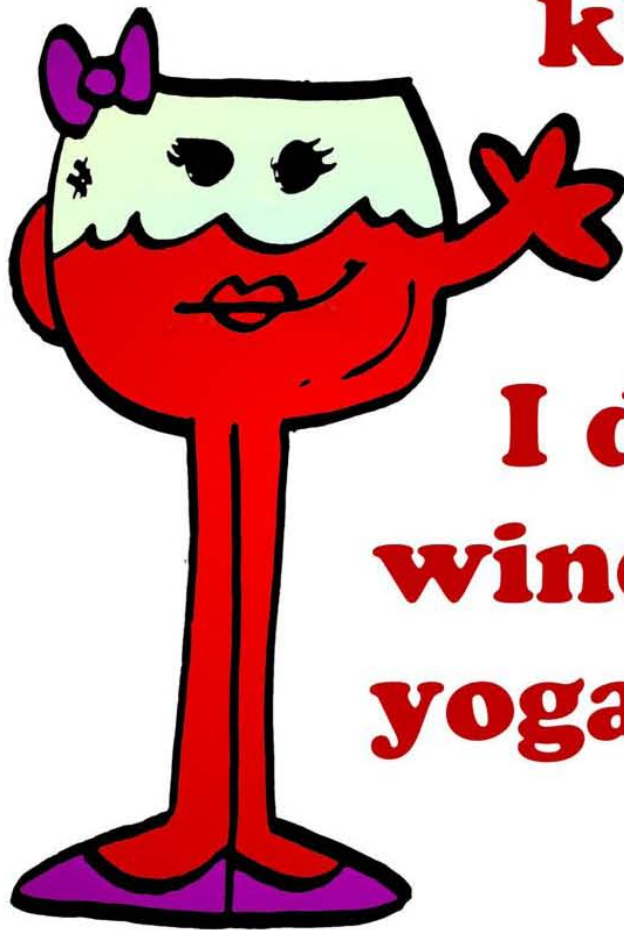
**so far I've lost  
3 days!**





**To relieve stress  
I do yoga...**

**Just  
kidding!**



**I drink  
wine in my  
yoga pants!**


**Alcohol is NOT  
the answer...**



**... unless its in  
response to the  
question "What  
am I doing this  
weekend?"**

**Drinking can cause  
memory loss...**

**... or even worse...  
memory loss...**






**My doctor told me  
to watch my drinking...**

**So now i drink  
in front of a  
mirror!**





**If you  
drink  
enough  
alcohol...**

**Your brain  
starts to  
photoshop  
people  
FOR you!**

OZSLAUGHT

# ALSO AVAILABLE FROM GHOTI:

<http://tonynewton70.wix.com/home>

<http://www.lulu.com/spotlight/tnewton69>

[http://www.redbubble.com/  
people/tnewton69](http://www.redbubble.com/people/tnewton69)



## OZSLAUGHT

In the biggest comics crossover event in Australian comics history - witness the OZSLAUGHT as 5 comics universes come together in unusual circumstances to put thier respective worlds back to (what passes for) normal. Every issue - every action packed scene...

ALSO AVAILABLE:  
Companion #1 & #2



# DODGE DANGER




## THE ADVENTURES OF DODGE DANGER & TWICE WEEKLY

It's World War 2... there are mysterious forces about trying to summon Fenris to end the world... can Dodge Danger and co help prevent the end of the world? A full adventure novel by Tony Newton.

WRITER: Tony Newton

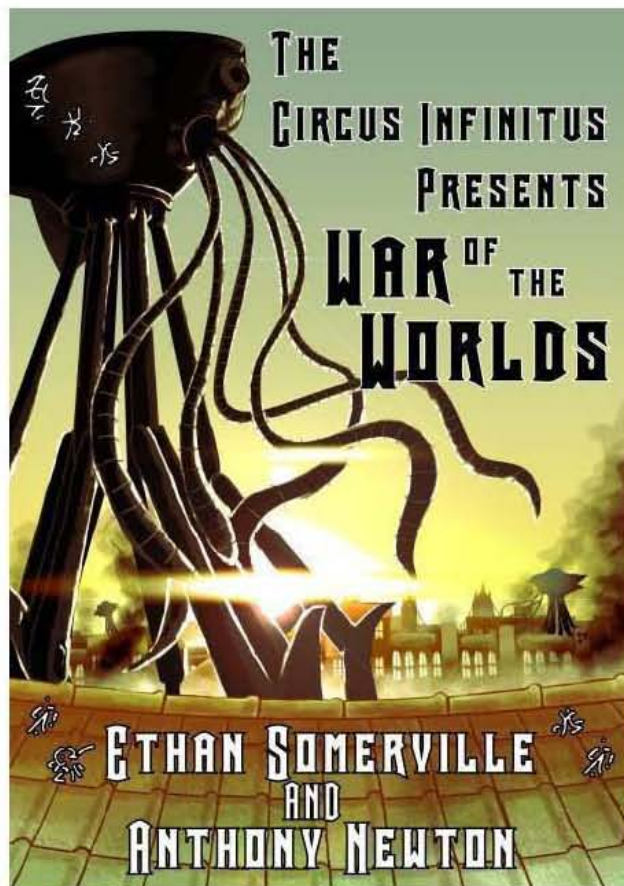
ARTIST: Tanya Nicholls



## CIRCUS INFINITUS: WAR OF THE WORLDS

It is 1895 and the Circus Infinitus has finally returned to London after a seven year absence. However not long after their arrival the membrane between reality and the Immaterialium rips open, and scores of demons charge out to wreak havoc. But before anyone can figure out why this happened the skies above London, and in fact all over the world, are blackened by the shiny metallic discs of invaders from Mars using stolen black Magick from the darkest source imaginable.


The humans and their allies soon realise that they may need to fight fire with fire. But there is a price for consorting with such dark forces, as Professor Abbacus and the Ringmaster will discover.



CIRCUS INFINITUS: WAR OF THE WORLDS



## CHAIN OF FOOLS



### CHAIN OF FOOLS

Read about the adventures of the ancestors of the SuburbanKnights' Fool... and his descendant in this anthology set of tales entitled CHAIN OF FOOLS

WRITER: Tony Newton

ARTIST: Tony Newton

## CIRCUS INFINITUS: BIDGEE CODE



### CIRCUS INFINITUS: BIDGEE CODE

For the first time, the mysterious travelling circus known as the Circus Infinitus arrives in Australia, where it immediately attracts the attention of an infamous Victorian villain. Dr

Nikola has heard of Professor Abbacus' Immortality Machine and wants it for himself. Dr Nikola manages to split up the Circus folks by sending the more powerful characters on a wild treasure hunt across Australia. Following clues on a series of maps hidden in famous locations, the circus folk search for the massive, mythical vein of gold known as Lasseter's Reef.



## WESTIE LOTR




### Westie LOTR

What if the Lord of the Rings was set in the western suburbs of Sydney, Australia? Where does Dangalf the Fully Sic get his threads? How do you return the One Ring to the pawn shop it was forged in? Read on & enjoy this ridiculously hilarious short tale!

WRITER: Tony Newton

ARTIST: Tony Newton

## SHAKESPEARE'S GODZILLA



### WILLIAM SHAKESPEARE'S GODZILLA

Locked in the recesses of time, this previously unknown work by history's greatest writer - William Shakespeare - has now been unearthed. Here is the tragic story of 2 star crossed lovers on a titanic scale! GODZILLA is ridiculous, silly & strangely... totally works! If you liked 'Pride & Prejudice & Zombies', you'll love SHAKESPEARE'S GODZILLA!

# SUBURBANKNIGHTS




## SUBURBANKNIGHTS

Lightning Force, Black Sparrow, Shadowbolt & the Fool – suburban heroes fighting crime, demonic clowns, a robotic despot with a lava-lamp head & saving kittens in the suburbs of Australia!

WRITER: Tony Newton

ARTISTS: Various

ALSO AVAILABLE –  
TRADE #0 & #2



## Heroes save the day in suburbs

by TONY NEWTON

THESE comicbooks are about to say just how far suburbia has come. Tony Newton from Sydney's Suburbanknights comic book series, which he has been writing since 1994, says he has been writing about the lives of suburban heroes for years. He says he has been writing about the lives of suburban heroes for years. He says he has been writing about the lives of suburban heroes for years.



The very well-known character in the Suburbanknights comic book series is the character in the white suit with a mask and a large, round, mechanical eye. The character in the white suit with a mask and a large, round, mechanical eye is the character in the white suit with a mask and a large, round, mechanical eye.





## Anthony Newton



TONY NEWTON has been working for 25 years in the Australian Independent Comics industry. A uniquely creative mind, Tony was the driving force behind creating the award winning SUBURBANKNIGHTS comics series. He holds a Diploma in Cartooning and Illustration, helped create the equally prestigious



series under the GHOTI Inc umbrella company & the



anthology series;

**Awards:** LEDGER AWARD: AUSTRALIAN ALTERNATIVE COMIC VENTURE OF THE YEAR: 2005

*SuburbanKnights: An Adventure In Music.* Produced by Foolproof Comics in conjunction with FBI Radio

**COLLABORATIVE COMIC/ PUBLICATION OF THE YEAR: 2007**

**NEWCASTLE WRITERS FESTIVAL/ THIS IS NOT ART**

*OzSlaughter Issue # Zero.* GHOTI, Inc – inclusive of Foolproof Comics, Siberian Productions, STaB Comics & Storm Publishing.

Tony grew up in Guildford, NSW before moving on after a series of tragedies during 2006 – 2013 re-set his life & outlook. Moving forward as a kindergarten teacher/ early childhood worker his cartoons are uniquely suited to a previously untapped independent children's comic market with his novels & collaborations selling well on Amazon & Lulu, including:

DODGE DANGER & TWICE WEEKLY/ CIRCUS INFINITUS: BIDGEE CODE (a collaboration with author Ethan Somerville)/ CHAIN OF FOOLS/ A WESTERN SUBURBS LORD OF THE RINGS/ various SUBURBANKNIGHTS graphic novels & the bizarre WILLIAM SHAKESPEARE'S GODZILLA.

CONTACT: [mycrazyprojects@gmail.com](mailto:mycrazyprojects@gmail.com)

WEB PAGE: <http://tonynewton70.wixsite.com/home>





# MERCHANDISE

<http://www.redbubble.com/people/tnewton69>

Check out our huge range of pop-culture mash-up merchandise as well as new unique designs!





Eduu| #Ehhu#) #Ehhu0Exgg\_hv#  
Glvfodp\_huv#

These are works of fiction and parody. Names, characters, businesses, places, events and incidents are either the products of the author's imagination or used in a fictitious manner under Fair Use. Any resemblance to actual persons, living or dead, or actual events is purely coincidental. All characters are in no way associated with the Mr. Men franchise, nor are the stories, and should be viewed as parody.

NOTE: Drinking games are fun but ultimately it's up to you to know your limits. If you are pregnant, driving, have an alcohol problem

or have any reason not to drink you should not drink alcohol. The author cannot be held responsible if you make a poor decision and harm yourself or others. If you're not drinking but still want to play, a virgin cocktail, energy drink or an iced tea could be a great substitute. Please be welcoming of any non-drinkers. Enjoy the stories, games and advice, but above all else drink responsibly.

The Barry Beer & the Beer-Buddies series is intended for responsible adults of legal drinking age who wish to try new drinks, get information about alcoholic beverages, drinks and cocktails or explore alcohol. They are purely intended for entertainment purposes.

The author does not advocate the abuse of alcoholic beverages and hope that if you try the recipes and other material provided in these books, you do so with moderation and caution. It is not the intent to promote misuse of alcohol, alcoholism, hazing, binge drinking or any other form of alcohol abuse, nor alcohol consumption to children – these works are for adults only.

The author cannot take any responsibility for the effect these drinks may have on people, some drinks may be bad for your health, but they have been



included more as a novelty and the author is in no way responsible for the outcomes.

Information in this series is provided "as is" without warranty of any kind, either express or implied, including, but not limited to, the implied warranties of merchantability, fitness for a particular purpose, or non-infringement. Some jurisdictions do not allow the exclusion of implied warranties, so the above exclusion may not apply to you.

Information in this series may contain technical inaccuracies or typographical errors. Information may be changed or updated without notice. The author may also make improvements and/or changes in the products and/or the information at any time without notice. Information has been researched with the magic of GOOGLE and the author's own experiences, which may not reflect your own.

~~Schdvh#nhhs#whvh#wkjh#v#h#p\_hg=#~~

**NEVER DRINK AND DRIVE!!** You may end up killing yourself, or worse, someone else. Don't be stupid. If you're going out and plan to drink, give the car keys to someone else and take a Taxi or bus back home.

If the law in your country says you're too young to drink, **DON'T**.

Do not drink too much. Excessive consumption of alcohol WILL cause irreparable harm to your body and may be lethal.

If you have a problem to stop drinking, seek professional help.

The games are designed as adult drinking games, but may be played without consumption of alcohol. According to the law: (1) women should not drink alcoholic beverages during pregnancy because of the risk of birth defects and (2) consumption of alcoholic beverages impairs your ability to operate machinery and may cause health problems. We do not recommend misuse of



alcohol including excessive consumption, binge-drinking, drinking and driving/boating, and/or underage drinking. It is the players' responsibility to monitor and moderate their alcohol consumption. We recommend that all players make adequate arrangements for their personal safety and transportation BEFORE playing.

DISCLAIMER: GHOTI Inc, it's heirs, assigns, representatives, employees and agents bear no responsibility and are not liable for special or consequential damages resulting from the use, misuse, inability to use or interpretation of the contents of this product regardless of whether GHOTI Inc has been advised of the possibility of such damages.

UHVSRQVIEOH#GULQNIQJ##

If you drink alcohol, health care providers advise limiting how much you drink. This is called drinking in moderation, or responsible drinking. Responsible drinking means more than just limiting yourself to a certain number of drinks. It also means not getting drunk and not letting alcohol control your life or your



relationships.

#### Tips for Drinking Responsibly

The tips in this article are for people who:

- DO NOT have a drinking problem, now or in the past
- Are old enough to drink legally
- Are not pregnant

Healthy men, up to age 65, should limit themselves to:

- No more than 4 drinks a day/ 14 drinks a week

Healthy women of all ages and healthy men over age 65 should limit themselves to:

- No more than 3 drinks a day/ 7 drinks a week

Other habits that will help you be a responsible drinker include:

- NEVER drinking alcohol and driving.



- Having a designated driver if you are going to drink. This means riding with someone in your group who has not been drinking, or taking a taxi or bus.
- Not drinking on an empty stomach. Have a snack or meal before you drink and while you are drinking.

If you take any medication, including ones you bought without a prescription, check with your doctor before you drink. Alcohol can affect the way your body uses some drugs. A drug may not work correctly, or it could be dangerous or make you sick if combined with alcohol.

**Fdg#Uhvsrcvlech#Gubnlgj#lp suryh#\rxu#KhdokB#**

Many people drink now and then. You may have heard about some health benefits from moderate drinking. Some of these benefits have been proven more than others. But none of them should be used as a reason for drinking. Some of the possible benefits of moderate drinking that have been studied are:

- Reduced risk of heart disease/ heart attack/ strokes
- Lower risk of gallstones or diabetes

**Fdoo#\rxu#Grfwru#li=#**

- You are concerned about your own drinking or a family member's drinking.
- You would like more information about alcohol use or support groups for problem drinking.
- You are unable to drink less or stop drinking, even though you have tried.

**UHVSRQVIEOH#GUIQNIQJ#OIQNV=#**

ALCOHOLICS ANONYMOUS

AUSTRALIA: <http://www.aa.org.au>

<http://www.responsibleddrinking.org>

<http://au.reachout.com/tips-for-drinking-responsibly>

<https://drinkwise.org.au>

